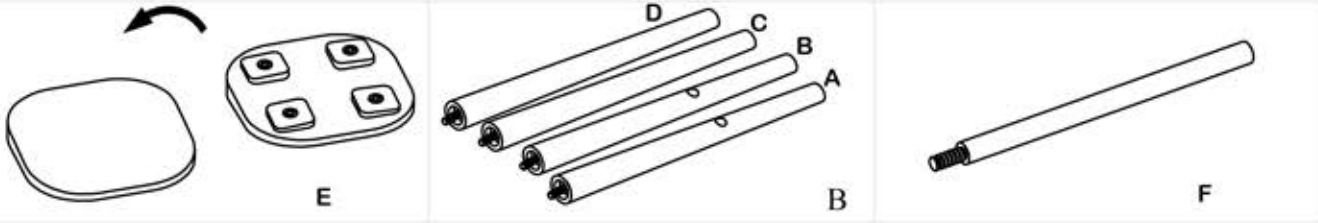
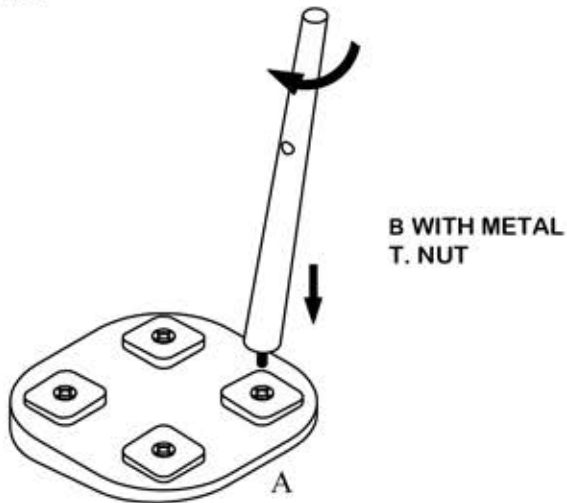


Assembly Instruction / Instructions D'assemblage

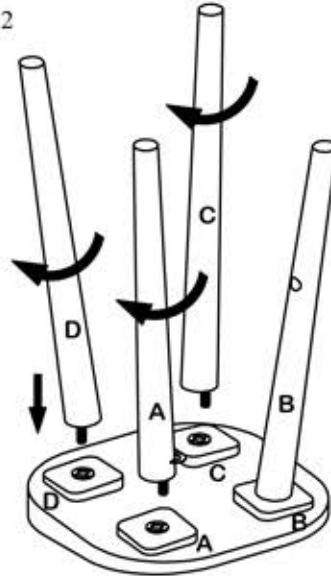
Parts List / Liste des Pièces



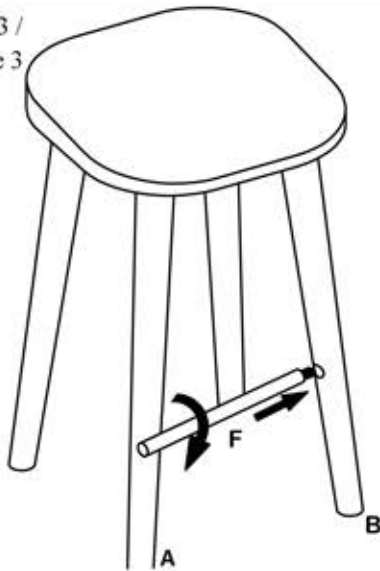
Step 1 / Étape 1



Step 2 / Étape 2



Step 3 / Étape 3



MUST INSERT FOOTREST "F" INTO THE LEG "B" HOLE FIRST, THEN SCREW INTO LEG "A"

INSÉRER D'ABORD LE REPOSE-PIED "F" DANS LE TROU DE LA PATTE "B", PUIS VISSER SUR LA PATTE "A"

Step 4 / Étape 4

