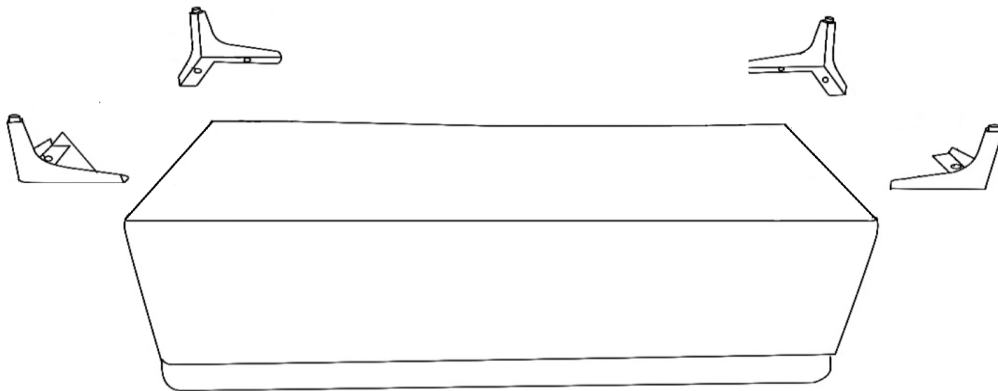


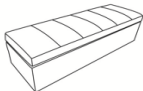
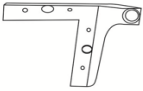



402-684

ASSEMBLY INSTRUCTIONS INSTRUCTION D'ASSEMBLAGE

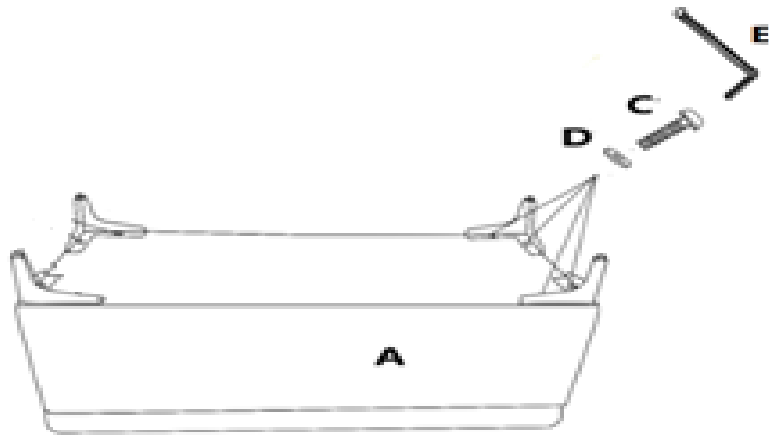


TURN TOP UPSIDE DOWN ON A SOFT WORKING SURFACE.

RETOURNEZ LE MEUBLE DANS L' AUTRE SENS SUR UNE SURFACE DE TRAVAIL NON RIGIDE.

a 	b 	c 
d 	e 	

STEP 1 / ÉTAPE 1



STEP 2 / ÉTAPE 2

